



DELPHIA
Mindful Cruising

MARTIN SCHEMKE

Brand Director



Delphia boats promise a new way of cruising in inland waters and at sea: calm, aware, respectful of the environment and of others. Agreeing to slow down means giving yourself the opportunity to gain in serenity, to live more intensely the moments spent on the water. It is a desire that we sense in some people, and one that goes hand in hand with greater ecological awareness.


The introduction of new, more sustainable materials, the constant concern to control the environmental impact of boating, minimised energy consumption thanks to an optimised hull shape and reduced cruising speed are our first responses to the new expectations of these customers"



We believe that deceleration is the key to enjoyable and relaxing cruising at sea. That is why we give owners and passengers the opportunity to enjoy moments of pleasure on boats designed for comfort, convenience and ease of use. Our teams are constantly looking for innovations and more durable materials to give you the best possible cruising experience.

Inspired by nature, Delphia aims to offer its customers an unprecedented level of relaxation on board, characterised by the use of intelligent solutions and sustainable materials. At Delphia, we call this 'Mindful Cruising'.

MINDFUL CRUISING





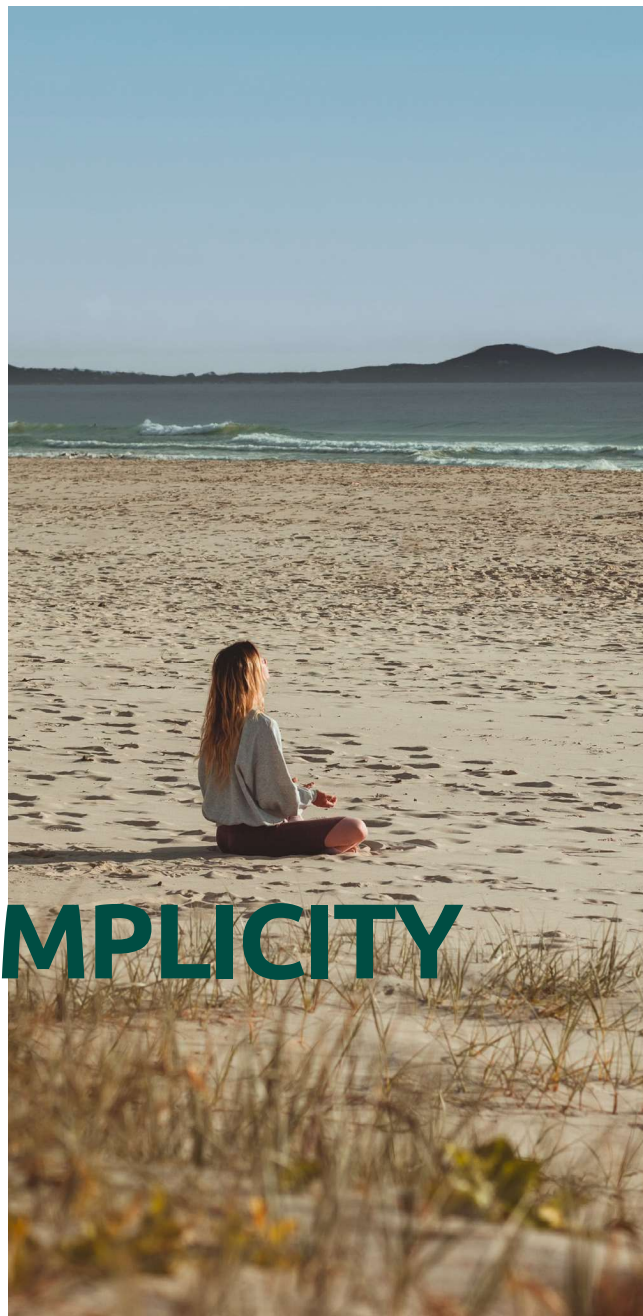
MINDFULNESS

Rekindle the sacred bond with your essence and those dear, allowing the dance of genuine moments to unfold in the tranquil embrace of serenity. Amidst the ethereal sanctuary of Delphia, discover the art of leisurely cruising: a blissful communion with nature, where every ripple echoes the harmonious melody of a home found in the heart, away from the mundane.



ADVANCED SIMPLICITY

We believe in advance simplicity and peaceful cruising. Embark on a voyage though to make your life onboard easier. From safety to ergonomics, our boats are crafted to live an experience in complete serenity.



COLLECTION

**Our boats are designed for you, to
slow down in style and comfort. Open
yourself to the inland waterway
and cruises at sea in a greener way.
See our collection of boats >**

*Information presented in this document may vary, change or not be precise due to change of specification or performance of products supplied by third party, boat's equipment and condition and moreover sea and weather condition. Please contact Stocznia Jachtowa Delphia Sp. z o. o. on our website www.delphiayachts.com for the most current and relevant product information for your application.

DELPHIA 10 models

Overall length 9.78 m
Hull length 8.96 m
Hull width 3.49 m



Delphia 10 Lounge



Delphia 10 LoungeTop



Delphia 10 Sedan

DELPHIA 11 models

Overall length 10.77 m
Hull length 9.99 m
Hull width 3.85 m



Delphia 11 Sedan



Delphia 11 FlyLounge

DELPHIA 12 models

Overall length 13.40 m
Hull length 12 m
Hull width 4.26 m



Delphia 12 Sedan



Delphia 12 FlyLounge



DELPHIA 12 SEDAN

Delphia's flagship

Delphia 12 Sedan is the flagship of the Delphia range, combining harmony and performance with ultimate comfort. Its contemporary design combines aesthetics and functionality in every detail carefully thought out for you.

The Delphia 12 Sedan's functional kitchen makes easy to create gourmet meals, and her large windows offer uninterrupted views of the outside environments. The peaceful and soothing interior ambience, created by the use of top-quality

materials and impeccable finishes, makes this boat a real haven of peace. The two well-appointed cabins guarantee a restful rest and the powerful diesel engine combines fuel efficiency with performance.

Made both for inland and sea cruises, the category B allows you to travel along and off the coast in calm weather. The Delphia 12 Sedan is the perfect companion to explore your desire thanks to its stability and large spaces.



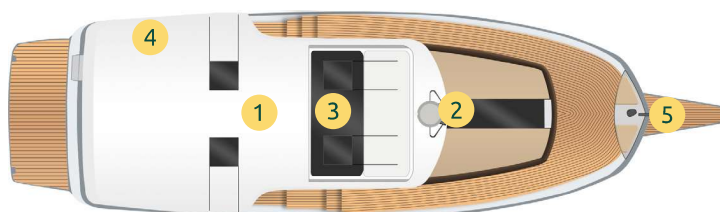
/ Delphia 12 SEDAN

GENERAL CHARACTERISTICS

DELPHIA 12 SEDAN

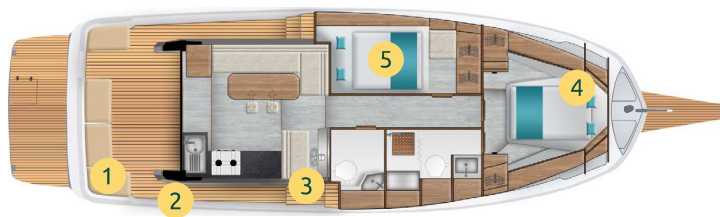
Overall length	13,40 m
Hull length	12 m
Hull width	4,26 m
Draft	0,84 m
Light displacement	8 500 kg
Min. engine power	110 hp
Max. engine power	230 hp
Fuel tank	300 L + 300 L
Max. speed (diesel)	19.5 km/h
Fresh water tank	200 L + 300 L
Black water tank	250 L
Grey water tank	150 L
Air draught	2.65 m
CE-category	B8, C12
Designer	Andrzej Skrzat Tony Castro Yacht Design

Exterior



1. 2 opening small hatches
2. Folding radar mast
3. Electric sliding roof hatch
4. Folding antennas
5. Bow sprit

Interior



1. L-shaped cockpit bench seat
2. Side exit doors
3. Sliding side door at helm
4. Owner's cabin with private bathroom
5. Guest cabin with double bed

/ Delphia 12 SEDAN

« Life on one level for carefree
movement on board »




There are more than 27 million lakes in
the world on which you can navigate!



Extra wide side deck



Fully equipped kitchen



Additional access to the boat



